

**Artemis Medicare Services Limited**  
**Financial Statement for the year ended**  
**31st March, 2017**

## INDEPENDENT AUDITOR'S REPORT

TO THE MEMBERS OF  
**ARTEMIS MEDICARE SERVICES LIMITED**

### **Report on the Financial Statements**

We have audited the accompanying financial statements of **ARTEMIS MEDICARE SERVICES LIMITED** ("the Company"), which comprise the Balance Sheet as at 31st March, 2017, the Statement of Profit and Loss, the Cash Flow Statement for the year then ended, and a summary of significant accounting policies and other explanatory information.

### **Management's Responsibility for the Financial Statements**

The Company's Board of Directors is responsible for the matters stated in Section 134(5) of the Companies Act, 2013 ("the Act") with respect to the preparation of these financial statements that give a true and fair view of the financial position, financial performance and cash flows of the Company in accordance with the accounting principles generally accepted in India, including the Accounting Standards specified under Section 133 of the Act, read with Rule 7 of the Companies (Accounts) Rules, 2014. This responsibility also includes maintenance of adequate accounting records in accordance with the provisions of the Act for safeguarding the assets of the Company and for preventing and detecting frauds and other irregularities; selection and application of appropriate accounting policies; making judgments and estimates that are reasonable and prudent; and design, implementation and maintenance of adequate internal financial controls, that were operating effectively for ensuring the accuracy and completeness of the accounting records, relevant to the preparation and presentation of the financial statements that give a true and fair view and are free from material misstatement, whether due to fraud or error.

### **Auditor's responsibility**

Our responsibility is to express an opinion on these financial statements based on our audit. We have taken into account the provisions of the Act, the accounting and auditing standards and matters which are required to be included in the audit report under the provisions of the Act and the Rules made thereunder.

We conducted our audit in accordance with the Standards on Auditing specified under Section 143(10) of the Act. Those Standards require that we comply with ethical requirements and plan and perform the audit to obtain reasonable assurance about whether the financial statements are free from material misstatement.

An audit involves performing procedures to obtain audit evidence about the amounts and the disclosures in the financial statements. The procedures selected depend on the auditor's judgment, including the assessment of the risks of material misstatement of the financial statements, whether due to fraud or error. In making those risk assessments, the auditor considers internal financial control relevant to the Company's preparation of the financial statements that give a true and fair view in order to design audit procedures that are appropriate in the circumstances. An audit also includes evaluating the appropriateness of the accounting policies used and the reasonableness of the accounting estimates made by the Company's Directors, as well as evaluating the overall presentation of the financial statements.

We believe that the audit evidence we have obtained is sufficient and appropriate to provide a basis for our audit opinion on the financial statements.

### **Opinion**

In our opinion and to the best of our information and according to the explanations given to us, the aforesaid financial statements give the information required by the Act in the manner so required and give a true and fair view in conformity with the accounting principles generally accepted in India, of the state of affairs of the Company as at 31st March, 2017, and its profit and its cash flows for the year ended on that date.



**Report on other legal and regulatory requirements**

1. As required by the Companies (Auditor's Report) Order, 2016 ("the Order") issued by the Central Government of India in terms of sub-section (11) of Section 143 of the Act, we give in the annexure "A", a statement on the matters specified in Paragraphs 3 and 4 of the Order.
2. As required by Section 143 (3) of the Act, we report that:
  - (a) We have sought and obtained all the information and explanations which to the best of our knowledge and belief were necessary for the purposes of our audit.
  - (b) In our opinion, proper books of account as required by law have been kept by the Company so far as it appears from our examination of those books.
  - (c) The Balance Sheet, the Statement of Profit and Loss, and the Cash Flow Statement dealt with by this Report are in agreement with the books of account.
  - (d) In our opinion, the aforesaid financial statements comply with the Accounting Standards specified under Section 133 of the Act, read with Rule 7 of the Companies (Accounts) Rules, 2014.
  - (e) On the basis of the written representations received from the directors as on 31st March, 2017 taken on record by the Board of Directors, none of the directors is disqualified as on 31st March, 2017 from being appointed as a director in terms of Section 164 (2) of the Act.
  - (f) With respect to the adequacy of the internal financial controls over financial reporting of the Company and the operating effectiveness of such controls, refer to our separate Report in Annexure "B".
  - (g) With respect to the other matters to be included in the Auditor's Report in accordance with Rule 11 of the Companies (Audit and Auditors) Rules, 2014, in our opinion and to the best of our information and according to the explanations given to us:
    - i. The Company has disclosed the impact of pending litigations on its financial position in its financial statements – Refer Note 36 to the financial statements.
    - ii. The Company did not have any long-term contracts including derivative contracts for which there were any material foreseeable losses- Refer Note 26(iii) to the financial statements.
    - iii. There were no amounts which were required to be transferred, to the Investor Education and Protection Fund by the Company.
    - iv. The Company has provided requisite disclosures in its financial statements as to holdings as well as dealings in specified bank notes during the period from 8<sup>th</sup> November, 2016 to 30<sup>th</sup> December, 2016. Based on audit procedures and relying on the management representation, we report that the disclosures are in accordance with the books of accounts maintained by the Company and as produced to us by the management- Refer Note - 39 to the financial statements.

For S. P. PURI & CO.,  
CHARTERED ACCOUNTANTS  
FIRM REGISTRATION No. 001152 N



( VIDUR PURI )  
PARTNER

MEMBERSHIP NO. 090163

PLACE: GURUGRAM  
DATED: 4<sup>th</sup> May, 2017

**Annexure "A" to the Independent Auditors' Report**

**Annexure referred to in paragraph 1 under the heading "Report on other legal and regulatory requirements" of our Report of even date.**

- i. (a) The Company has maintained proper records showing full particulars, including quantitative details and situation of fixed assets.  
(b) Fixed assets verification has been conducted by the management during the year. All the fixed assets of the Company have not been physically verified by the management during the year but there is a regular phased programme of physical verification which, in our opinion, is reasonable having regard to the size of the Company and nature of its fixed assets. No material discrepancies were noticed on such verification.  
(c) According to the information and explanations given to us and on the basis of our examination of the records of the Company, the title deeds of immovable properties are held in the name of the Company.
- ii. Physical verification of inventory has been conducted by the management at reasonable intervals during the year. The discrepancies noticed on verification between the physical stocks and book records, which in our opinion were not material, have been properly dealt with in the books of account.
- iii. According to the information and explanations given to us and on the basis of our examination of the books of account, the Company has not granted any loans, secured or unsecured, to companies, firms, Limited Liability Partnerships or other parties covered in the register maintained under Section 189 of the Companies Act, 2013. Accordingly, the paragraphs 3(iii)(a), 3(iii)(b) and 3(iii)(c) of the Order are not applicable to the Company.
- iv. In our opinion and according to the information and explanations given to us, the Company has not made investments, given guarantees or security which is covered under provisions of section 185 and 186 of the Companies Act, 2013. In respect of loan given during the year, the same in our opinion is in compliance of section 185 and 186 of Companies Act, 2013.
- v. According to the information and explanations provided by the management, we are of the opinion that the company has not accepted any deposits from public covered under section 73 to 76 or any other relevant provisions of the Companies Act, 2013 and rules framed there under. Accordingly, the paragraph 3(v) of the Order is not applicable to the Company.
- vi. We have broadly reviewed the books of account maintained by the Company in respect of Health services, namely functioning as or running hospitals pursuant to the Companies (Cost Records and Audit) Rules, 2014 prescribed by the Central Government under sub-section (1) of section 148 of the Companies Act, 2013 and are of the opinion that, prima facie, the prescribed accounts and records have been made and maintained. We have not, however, made a detailed examination of the records with a view to determine whether they are accurate or complete.
- vii. (a) According to the information and explanations given to us and on the basis of our examination of the books of account, the Company has been generally regular in depositing undisputed statutory dues including provident fund, employees' state insurance, income-tax, sales-tax, service tax, duty of custom, duty of excise, value added tax, cess and other material statutory dues applicable to it to the appropriate authorities.  

According to the information and explanations given to us, no undisputed amounts payable in respect of provident fund, employees' state insurance, income tax, sales tax, service tax, duty of custom, duty of excise, value added tax and cess and other material statutory dues were outstanding, as on 31<sup>st</sup> March, 2017 for a period of more than six months from the date they became payable.

  
(b) According to the information and explanations given to us, and on the basis of our examination of the books of account, there are no dues of income tax, sales tax, duty of custom, duty of excise, value added tax and cess which have not been deposited on account of any dispute. According to the information and explanations given to us, the following dues of service tax have not been deposited by the Company on account of disputes:



Name of the Statute	Nature of dues	Amount involved (Rs. In lakhs)	Amount unpaid (Rs. in lakhs)	Period to which amount relates	Forum where dispute is pending
The Finance Act, 1994 (Service Tax)	Service tax and demand penalty	1001.81	958.54	FY 2008-09 to 2013-14	CESTAT, Chandigarh

- viii. Based on our audit procedures and on the information and explanations given to us, the Company has not defaulted in repayment of loans or borrowings to financial institutions or to any banks. The Company did not have any outstanding debentures, or loans or borrowings from Government during the year.
- ix. The Company did not raise any money by way of initial public offer or further public offer (including debt instruments) during the year. Based on our audit procedures and according to information and explanations given by the management, the term loans were applied for the purpose for which they were obtained.
- x. According to the information and explanations given to us, no material fraud by the Company or on the Company by its officers or employees has been noticed or reported during the year.
- xi. According to the information and explanations give to us and based on our examination of the records of the Company, the Company has paid/provided for managerial remuneration in accordance with the requisite approvals mandated by the provisions of section 197 read with Schedule V to the Companies Act, 2013.
- xii. In our opinion and according to the information and explanations given to us, the Company is not a nidhi company. Accordingly, paragraph 3(xii) of the Order is not applicable.
- xiii. According to the information and explanations given to us and based on our examination of the records of the Company, transactions with the related parties are in compliance with sections 177 and 188 of the Companies Act, 2013 where applicable and details of such transactions have been disclosed in the financial statements as required by the applicable accounting standards.
- xiv. According to the information and explanations give to us and based on our examination of the records of the Company, the Company has not made any preferential allotment or private placement of shares or fully or partly convertible debentures during the year. Accordingly, provisions of paragraph 3(xiv) of the Order are not applicable to the Company.
- xv. According to the information and explanations given to us and based on our examination of the records of the Company, the Company has not entered into non-cash transactions with directors or persons connected with him as referred to in section 192 of the Companies Act, 2013. Accordingly, provisions of paragraph 3(xv) of the Order are not applicable to the Company.
- xvi. The Company is not required to be registered under section 45-IA of the Reserve Bank of India Act 1934. Accordingly, provisions of paragraph 3(xvi) of the Order are not applicable to the Company.

For S. P. PURI & CO.,  
 CHARTERED ACCOUNTANTS  
 FIRM REGISTRATION No. 001152 N



*(Signature)*

(VIDUR PURI)  
 PARTNER

MEMBERSHIP NO. 090163

PLACE: GURUGRAM  
 DATED: 4<sup>th</sup> May, 2017

**Annexure "B" To the Independent Auditor's Report****Report on the Internal Financial Controls under Clause (i) of Sub-section 3 of Section 143 of the Companies Act, 2013 ("the Act")**

We have audited the internal financial controls over financial reporting of **ARTEMIS MEDICARE SERVICES LIMITED** ("the Company") as of March 31, 2017 in conjunction with our audit of the financial statements of the Company for the year ended on that date.

**Management's Responsibility for Internal Financial Controls**

The Company's management is responsible for establishing and maintaining internal financial controls based on the internal control over financial reporting criteria established by the Company considering the essential components of internal control stated in the Guidance Note on Audit of Internal Financial Controls Over Financial Reporting issued by the Institute of Chartered Accountants of India. These responsibilities include the design, implementation and maintenance of adequate internal financial controls that were operating effectively for ensuring the orderly and efficient conduct of its business, including adherence to Company's policies, the safeguarding of its assets, the prevention and detection of frauds and errors, the accuracy and completeness of the accounting records, and the timely preparation of reliable financial information, as required under the Companies Act, 2013.

**Auditors' Responsibility**

Our responsibility is to express an opinion on the Company's internal financial controls over financial reporting based on our audit. We conducted our audit in accordance with the Guidance Note on Audit of Internal Financial Controls Over Financial Reporting (the "Guidance Note") and the Standards on Auditing, issued by ICAI and deemed to be prescribed under section 143(10) of the Companies Act, 2013, to the extent applicable to an audit of internal financial controls, both applicable to an audit of Internal Financial Controls and, both issued by the Institute of Chartered Accountants of India. Those Standards and the Guidance Note require that we comply with ethical requirements and plan and perform the audit to obtain reasonable assurance about whether adequate internal financial controls over financial reporting was established and maintained and if such controls operated effectively in all material respects.

Our audit involves performing procedures to obtain audit evidence about the adequacy of the internal financial controls system over financial reporting and their operating effectiveness. Our audit of internal financial controls over financial reporting included obtaining an understanding of internal financial controls over financial reporting, assessing the risk that a material weakness exists, and testing and evaluating the design and operating effectiveness of internal control based on the assessed risk. The procedures selected depend on the auditor's judgement, including the assessment of the risks of material misstatement of the financial statements, whether due to fraud or error.

We believe that the audit evidence we have obtained is sufficient and appropriate to provide a basis for our audit opinion on the Company's internal financial controls system over financial reporting.

**Meaning of Internal Financial Controls Over Financial Reporting**

A company's internal financial control over financial reporting is a process designed to provide reasonable assurance regarding the reliability of financial reporting and the preparation of financial statements for external purposes in accordance with generally accepted accounting principles. A company's internal financial control over financial reporting includes those policies and procedures that (1) pertain to the maintenance of records that, in reasonable detail, accurately and fairly reflect the transactions and dispositions of the assets of the company; (2) provide reasonable assurance that transactions are recorded as necessary to permit preparation of financial statements in accordance with generally accepted accounting principles, and that receipts and expenditures of the company are being made only in accordance with authorisations of management and directors of the company; and (3) provide reasonable assurance regarding prevention or timely detection of unauthorised acquisition, use, or disposition of the company's assets that could have a material effect on the financial statements.



**Inherent Limitations of Internal Financial Controls Over Financial Reporting**

Because of the inherent limitations of internal financial controls over financial reporting, including the possibility of collusion or improper management override of controls, material misstatements due to error or fraud may occur and not be detected. Also, projections of any evaluation of the internal financial controls over financial reporting to future periods are subject to the risk that the internal financial control over financial reporting may become inadequate because of changes in conditions, or that the degree of compliance with the policies or procedures may deteriorate.

**Opinion**

In our opinion, the Company has, in all material respects, an adequate internal financial controls system over financial reporting and such internal financial controls over financial reporting were operating effectively as at March 31, 2017, based on the internal control over financial reporting criteria established by the Company considering the essential components of internal control stated in the Guidance Note on Audit of Internal Financial Controls Over Financial Reporting issued by the Institute of Chartered Accountants of India.

For S. P. PURI & CO.,  
CHARTERED ACCOUNTANTS  
FIRM REGISTRATION No. 001152 N



( VIDUR PURI )  
PARTNER

MEMBERSHIP NO. 090163

PLACE: GURUGRAM  
DATED: 4<sup>th</sup> May, 2017

Artemis Medicare Services Limited  
Balance Sheet as at 31st March, 2017

Particulars	Note No.	As At 31st March, 2017 Rs. In Lacs	As At 31st March, 2016 Rs. In Lacs
<b>Equity and Liabilities</b>			
<b>Shareholder's Funds</b>			
Share Capital	2	2,103.50	2,103.50
Reserves & Surplus	3	19,282.16	16,286.96
		<u>21,385.66</u>	<u>18,390.46</u>
<b>Non-Current Liabilities</b>			
Long Term Borrowings	4	6,837.86	4,962.42
Deferred Tax Liabilities (Net)	5	998.50	-
Other Long Term Liabilities	6	500.52	446.83
Long Term Provisions	7	313.81	202.97
		<u>8,650.68</u>	<u>5,612.22</u>
<b>Current Liabilities</b>			
Trade Payables		-	-
Total outstanding dues of micro enterprises & small enterprises	8	-	-
Total outstanding dues of creditors other than micro enterprises & small enterprises	8	6,059.97	5,514.67
Other Current Liabilities	9	5,323.23	3,633.14
Short Term Provisions	7	1,600.14	1,312.89
		<u>12,983.34</u>	<u>10,460.70</u>
<b>Total</b>		<u><u>43,019.69</u></u>	<u><u>34,463.38</u></u>
<b>Assets</b>			
<b>Non-Current Assets</b>			
Fixed Assets			
Property, Plant and Equipment	10.1	28,066.16	24,729.54
Intangible Assets	10.2	209.67	193.89
Capital Work-in-progress		2,340.36	134.51
Long Term Loans & Advances	11	3,186.03	1,744.12
Other Non-Current Assets	12	28.21	23.46
		<u>33,830.43</u>	<u>26,825.52</u>
<b>Current Assets</b>			
Inventories	13	639.61	601.72
Trade Receivables	14	6,016.25	5,397.57
Cash and Bank Balances	15	954.22	598.34
Short Term Loans & Advances	16	1,012.38	610.28
Other Current Assets	17	566.80	429.95
		<u>9,189.26</u>	<u>7,637.86</u>
<b>Total</b>		<u><u>43,019.69</u></u>	<u><u>34,463.38</u></u>

Significant accounting policies & Notes on Financial Statements

1 to 40


As per our report of even date  
For S. P. Puri & Co.  
Chartered Accountants  
Firm Registration Number 001152N

For and on behalf of the Board of Directors  
of Artemis Medicare Services Limited

  
(Vidur Puri)  
Partner  
Membership No. 090163



  
Onkar S. Kanwar  
[Chairman & Director]  
[DIN : 00058921]

  
Dr. Devlina Chakravarty  
[Executive Director]  
[DIN : 07107875]

  
Sanjiv Kumar Kothari  
[Chief Financial Officer]

  
Navneet Goel  
[Company Secretary]

Place : Gurugram  
Dated: May 4, 2017





**Artemis Medicare Services Limited**  
**Statement of Profit & Loss for the year ended 31st March, 2017**

Particulars	Note No.	Year Ended 31st March, 2017 Rs. In Lacs	Year Ended 31st March, 2016 Rs. In Lacs
<b>Income</b>			
Revenue from Operations	18	45,899.55	40,179.45
Other Income	19	501.26	538.37
<b>Total Revenue ( I )</b>		<b>46,400.81</b>	<b>40,717.82</b>
<b>Expenses</b>			
Purchase of Pharmacy Drugs & Medical Consumables	-	11,874.10	10,221.04
Purchase of Stock in Trade	-	175.30	313.10
(Increase) / Decrease in Inventories of Pharmacy Drugs, Medical Consumables & Stock in Trade	20	(31.76)	106.25
Employee Benefits Expense	21	7,876.26	7,024.00
Finance Costs	22	938.07	882.23
Depreciation and Amortization Expenses	23	1,515.85	1,238.84
Other Expenses	24	20,886.40	18,190.94
<b>Total Expenses ( II )</b>		<b>43,234.22</b>	<b>37,976.41</b>
<b>Profit before Tax</b>	<b>( I - II )</b>	<b>3,166.59</b>	<b>2,741.42</b>
<b>Tax Expense</b>			
Minimum Alternative Tax (MAT)		725.36	577.03
Less : MAT Credit Entitlement		(903.03)	-
Less : Earlier year tax written back		(649.45)	-
Deferred Tax Liability		998.51	-
<b>Total Tax Expense</b>		<b>171.39</b>	<b>577.03</b>
<b>Profit After Tax for the year</b>		<b>2,995.20</b>	<b>2,164.39</b>
Earning Per Equity Share (Face Value of Rs. 10/- each)			
- Basic	29	14.24	10.29
- Diluted		14.24	10.29

Significant accounting policies &  
Notes on Financial Statements

1 to 40

As per our report of even date  
For S. P. Puri & Co.  
Chartered Accountants  
Firm Registration Number 001152N



(Vidur Puri)  
Partner  
Membership No. 090163

Place : Gurugram  
Dated : May 4, 2017



For and on behalf of the Board of Directors  
of Artemis Medicare Services Limited

*Onkar S. Kanwar*  
Onkar S. Kanwar  
[Chairman & Director]  
[DIN.: 00058921]

*Sanjiv Kumar Kothari*  
Sanjiv Kumar Kothari  
[Chief Financial Officer]

*Dr. Deylina Chakravarty*

Dr. Deylina Chakravarty  
[Executive Director]  
[DIN : 07107875]

*Navneet Goel*

Navneet Goel  
[Company Secretary]

Artemis Medicare Services Limited  
Cash Flow Statement for the year ended 31st March, 2017

Particulars	As At	As At
	31st March, 2017 Rs. In Lacs	31st March, 2016 Rs. In Lacs
<b>A. Cash flow from operating activities</b>		
Net profit / (loss) before tax	3,166.59	2,741.42
Adjustments for:		
Depreciation and amortisation	1,515.85	1,238.84
(Profit)/Loss on sale of Property, Plant & Equipment	83.23	2.20
Interest expense	745.98	743.73
Interest income	(142.67)	(271.31)
Unclaimed Credit balances/ excess provision written back	(51.36)	(121.33)
Service Export Incentive Receivable	(302.12)	(208.67)
Lease Rent Equalisation Adjustment	53.69	70.73
Provision for Doubtful debts	131.38	18.30
<b>Operating profit before working capital changes</b>	<b>5,200.57</b>	<b>4,213.91</b>
Movements in working capital :		
(Increase)/Decrease in trade receivables	(750.05)	(1,463.97)
(Increase)/Decrease in inventories	(37.89)	105.89
(Increase)/Decrease in short & long term loans and advances	(886.01)	(963.67)
(Increase)/Decrease in other current & non- current assets	165.27	(90.62)
Increase/(Decrease) in current & non current liabilities	1,239.41	130.62
Increase/(Decrease) in short & long term provisions	398.10	143.39
<b>Cash generated from operations</b>	<b>5,329.40</b>	<b>2,075.54</b>
<b>Direct Tax Paid / Receivable (Net)</b>	<b>(130.88)</b>	<b>(26.20)</b>
<b>A. Net cash (used)/raised from operating activities</b>	<b>5,198.52</b>	<b>2,049.34</b>
<b>B. Cash flows from investing activities</b>		
Purchase of Property, Plant & Equipment	(4,978.66)	(1,571.94)
Purchase of Property, Plant & Equipment CWIP	(2,205.85)	(99.13)
Proceeds from sale of Property, Plant & Equipment	27.31	6.50
Bank deposits having original maturity of more than 3 months	(21.93)	(23.72)
Interest received	142.67	271.31
<b>B. Net cash (used)/raised from investing activities</b>	<b>(7,036.46)</b>	<b>(1,416.98)</b>
<b>C. Cash flows from financing activities</b>		
Proceeds from long-term borrowings	4,809.38	4,855.48
Repayment of long-term borrowings - PTL	-	(1,886.28)
Repayment of Bank long-term borrowings	(1,943.68)	(4,654.92)
Repayment of Short-term borrowings	-	(0.30)
Interest paid	(689.06)	(743.73)
<b>C. Net cash (used)/raised from financing activities</b>	<b>2,176.64</b>	<b>(2,429.75)</b>
Net increase in cash and cash equivalents (A+B+C)	338.70	(1,797.39)
Cash and cash equivalents at the beginning of the year	364.26	2,161.62
<b>Cash and cash equivalents at the end of the year</b>	<b>702.96</b>	<b>364.26</b>
<b>Components of cash and cash equivalents</b>		
Cash on hand	87.39	50.44
Balances with Banks:		
On current accounts	615.57	313.82
On deposit accounts	279.48	257.55
Less: Fixed deposits not considered as cash equivalents	(279.48)	(257.55)
	<b>702.96</b>	<b>364.26</b>

As per our report of even date  
For S. P. Puri & Co.  
Chartered Accountants  
Firm Registration Number 001152N





(Vidur Puri)  
Partner  
Membership No. 090163

Place : Gurugram  
Dated: May 4, 2017



For and on behalf of the Board of Directors  
of Artemis Medicare Services Limited

Onkar S. Kanwar  
[Chairman & Director]  
[DIN : 00058921]

Dr. Devlina Chakravarty  
[Executive Director]  
[DIN : 07107875]



Sanjiv Kumar Kothari  
[Chief Financial Officer]



Navneet Goel  
[Company Secretary]

Artemis Medicare Services Limited  
Notes to Financial Statements for the year ended 31st March, 2017

Note No.	Particulars	As At 31st March, 2017 Rs. In Lacs		As At 31st March, 2016 Rs. In Lacs	
		2	<b>Share Capital:</b>		
	Authorised Shares (In nos.)		2,500.00		2,500.00
	25,000,000 (Previous Year 25,000,000)				
	Equity Shares of Rs.10/- Each				
	<b>Issued, Subscribed &amp; Paid Up Shares (In nos.)</b>				
	21,035,000 (Previous Year 21,035,000)				
	Equity Shares of Rs.10/- each fully paid up		2,103.50		2,103.50
	<b>Total issued, subscribed and fully paid up capital</b>		<b>2,103.50</b>		<b>2,103.50</b>

a. Reconciliation of the equity shares at the beginning and at the end of the year

Reconciliation	As At 31st March, 2017		As At 31st March, 2016	
	Nos.	Rs. In Lacs	Nos.	Rs. In Lacs
Shares outstanding at the beginning of the year	21,035,000	2,103.50	21,035,000	2,103.50
Shares issued during the year	-	-	-	-
Shares bought back during the year	-	-	-	-
<b>Shares outstanding at the end of the year</b>	<b>21,035,000</b>	<b>2,103.50</b>	<b>21,035,000</b>	<b>2,103.50</b>

b. Terms/rights attached to Equity Shares

The company has only one class of equity shares having a par value of Rs. 10 per share. Each holder of equity shares is entitled to one vote per share, where voting is held by show of hands. In case of Poll each holder of equity share is entitled to Number of votes against Number of shares held.

In the event of liquidation of the company, the holders of equity shares will be entitled to receive remaining assets of the company, after distribution of all preferential amounts. The distribution will be in proportion to the number of equity shares held by the equity share holders.

c. Equity Shares held by holding / ultimate holding company and / or their subsidiaries :

Name of the Shareholder	As At 31st March, 2017		As At 31st March, 2016	
	No. of Shares	Rs. In Lacs	No. of Shares	Rs. In Lacs
Artemis Health Sciences Limited - holding company (including nominee shares)	21,035,000	2,103.50	21,035,000	2,103.50

d. Details of Shareholders holding more than 5% Equity Shares in the Company:

Name of the Shareholder	As At 31st March, 2017		As At 31st March, 2016	
	No. of Shares	% of Holding	No. of Shares	% of Holding
Artemis Health Sciences Limited - holding company (including nominee shares)	21,035,000	100.00%	21,035,000	100.00%



Artemis Medicare Services Limited  
Notes to Financial Statements for the year ended 31st March, 2017

Note No.	Particulars	As At 31st March, 2017 Rs. In Lacs	As At 31st March, 2016 Rs. In Lacs
<b>3</b>	<b>Reserve &amp; Surplus:</b>		
	<b>Securities Premium Account</b>		
	Balance as per last financial statements	11,132.50	11,132.50
	<b>Closing Balance ( A )</b>	<u>11,132.50</u>	<u>11,132.50</u>
	<b>Revaluation Reserve</b>		
	Balance as per last financial statements	7,845.89	7,186.99
	Add : Reserve created on revaluation of land during the year	-	658.90
	<b>Closing Balance ( B )</b>	<u>7,845.89</u>	<u>7,845.89</u>
	<b>Surplus / (deficit) in the statement of profit and loss</b>		
	Balance as per last financial statements	(2,691.43)	(4,855.82)
	Add : Profit / (Loss) for the year	2,995.20	2,164.39
	<b>Net Surplus (deficit) in the statement of profit and loss ( C )</b>	<u>303.77</u>	<u>(2,691.43)</u>
	<b>Total Reserve and Surplus ( A + B + C )</b>	<u>19,282.16</u>	<u>16,286.96</u>



Artemis Medicare Services Limited  
Notes to Financial Statements for the year ended 31st March, 2017

Note No.	Particulars	As At 31st March, 2017 Rs. In Lacs		As At 31st March, 2016 Rs. In Lacs	
		Non-Current Portion	Current Maturity	Non-Current Portion	Current Maturity
4	<b>Long Term Borrowings</b>				
	<b>Term Loans</b>				
	<u>From Banks</u>				
	- Indian Rupee loans from Banks (secured)	5,935.75	1,497.09	4,962.42	1,815.79
	<u>From Others</u>				
	- Indian Rupee loan from NBFC (Unsecured)	88.48	51.80	-	-
		6,024.23	1,548.89	4,962.42	1,815.79
	<b>Deferred Payment Liabilities</b> (secured (previous year unsecured borrowings))	813.63	1,257.32	-	19.92
		6,837.86	2,806.21	4,962.42	1,835.71
	Amount disclosed under the head "Other Current Liabilities" (Refer Note 9)	-	(2,806.21)	-	(1,835.71)
	<b>Total</b>	<b>6,837.86</b>	<b>-</b>	<b>4,962.42</b>	<b>-</b>

**1. Indian Rupee Loans from Banks include :**

- Term loans of **Rs. 938.39 Lacs** (Previous year **Rs. 2240.34 Lacs**) from Scheduled Banks carries Interest as linked with Base Rate of banks. The loans are secured by the charge on entire fixed assets (movable & immovable) of the company both present & future. Further, these loans are collaterally secured by the Corporate Guarantee of Artemis Health Sciences Limited.
- Term loans of **Rs. 6436.56 Lacs** (Previous year **Rs. 4441.12**) from Scheduled Banks carries Interest as linked with Base Rate of banks. The loans are secured by the charge on entire movable fixed assets on pari passu basis with existing lender, and Second charge on current assets. Further, these loans are collaterally secured by the Corporate Guarantee of Artemis Health Sciences Limited.
- Vehicle Loan of **Rs. 57.89 Lacs** (Previous year **Rs. 96.75 Lacs**) from Scheduled Bank, secured by way of exclusive charge on the vehicles financed out of the said term loan. The rate of Interest on aforesaid loan is linked to Bank's Prime Lending Rate (PLR).

**2. Indian Rupee loan from NBFC include :**

Unsecured loan of **Rs. 140.28 Lacs** (Previous year **Rs. Nil**) from NBFC carries Interest at fixed rate of 10.49% per annum, payable in instalments, as per repayment schedule below.

**3. Deferred Payment Liability :**

Deferred payment liability of Rs. 2070.95 is on account of Purchase of medical equipments and secured against letter of credit issued by HDFC Bank Limited, as per non fund based facility with charge on entire movable fixed assets on pari passu basis with existing lender, and Second charge on current assets. Further, these loans are collaterally secured by the Corporate Guarantee of Artemis Health Sciences Limited.

Repayment Schedule	(Rs. in lacs)					
	FY 2017-18	FY 2018-19	FY 2019-20	FY 2020-21	FY 2021-22	FY 2022-23
<b>Secured Loan</b>						
Term Loan - State Bank of Mysore	938.39	-	-	-	-	-
Term Loan - HDFC Bank Limited	533.33	1,800.82	1,267.47	1,267.47	1,267.47	300.00
Vehicle Loan - HDFC Bank Limited	25.37	20.67	11.30	0.55	-	-
<b>Unsecured Loan</b>						
Unsecured Loan - CISCO Systems Capital (India) Pvt. Ltd.	51.80	57.45	31.03	-	-	-
<b>Deferred Payment Liability</b>	1,257.32	813.63	-	-	-	-
<b>Total</b>	<b>2,806.21</b>	<b>2,692.56</b>	<b>1,309.80</b>	<b>1,268.03</b>	<b>1,267.47</b>	<b>300.00</b>



**Artemis Medicare Services Limited**  
**Notes to Financial Statements for the year ended 31st March, 2017**

Note No.	Particulars	As At	
		31st March, 2017 Rs. In Lacs	31st March, 2016 Rs. In Lacs
<b>5</b>	<b>Deferred Tax Liabilities (Net)</b>		
	<b>Deferred tax liability</b>		
	Depreciation	2,397.11	2,376.42
	Amount of payments made during the year and allowed for tax purposes on payment basis but to be charged to the statement of profit & loss in the subsequent year.	72.69	-
	<b>Gross deferred tax liability</b>	<u>2,469.80</u>	<u>2,376.42</u>
	<b>Deferred tax assets</b>		
	Impact of expenditure charged to the statement of profit & loss in the current year but allowed for tax purposes in subsequent years.	925.61	703.43
	Deferred tax assets on Carried Forward Losses & Unabsorbed Depreciation	545.70	1,867.58
	<b>Gross deferred tax assets</b>	<u>1,471.31</u>	<u>2,571.00</u>
	<b>Net deferred tax liability</b>	<u>998.50</u>	* <u>-</u>

\* In the previous year, company has recognized deferred tax assets arising on account of carried forward tax losses and unabsorbed depreciation to the extent of the deferred tax liability arising on account of timing difference on depreciation of Rs. 2376.42 Lacs as at 31st March, 2016, due to absence of virtual certainty of realisation of the entire amount of such deferred tax assets.

Note No.	Particulars	As At	
		31st March, 2017 Rs. in Lacs	31st March, 2016 Rs. in Lacs
<b>6</b>	<b>Other Long Term Liabilities</b>		
	Lease Rent Equalisation Reserve	500.52	446.83
	<b>Total</b>	<u>500.52</u>	<u>446.83</u>

Note No.	Particulars	As At		As At	
		31st March, 2017 Rs. In Lacs		31st March, 2016 Rs. In Lacs	
		Long Term	Short Term	Long Term	Short Term
<b>7</b>	<b>Provisions</b>				
	<b>Provision for Employee Benefits</b>				
	Leave Benefits	128.86	64.81	72.98	31.94
	Gratuity (Refer Note 32)	184.95	47.62	129.99	31.32
	<b>Other Provisions</b>				
	Provision for Contingencies (Refer Note 37)	-	1,487.71	-	1,249.63
	<b>Total</b>	<u>313.81</u>	<u>1,600.14</u>	<u>202.97</u>	<u>1,312.89</u>



Artemis Medicare Services Limited  
Notes to Financial Statements for the year ended 31st March, 2017

Note No.	Particulars	As At 31st March, 2017 Rs. In Lacs		As At 31st March, 2016 Rs. In Lacs	
		Non-Current	Current	Non-Current	Current
8	<b>Trade payables</b>				
	Total Outstanding dues of Micro Enterprises and Small Enterprises (Refer Note 30)	-	-	-	-
	Total Outstanding dues of Creditors other than Micro Enterprises and Small Enterprises	-	6,059.97	-	5,514.67
	<b>Total</b>	<b>-</b>	<b>6,059.97</b>	<b>-</b>	<b>5,514.67</b>

Note No.	Particulars	As At 31st March, 2017 Rs. In Lacs		As At 31st March, 2016 Rs. In Lacs	
		9	<b>Other Current Liabilities</b>		
	Current Maturities of Long Term Borrowings (Refer Note 4)		1,548.89		1,815.79
	Current Maturity of Deferred Payment Liabilities (Refer Note 4)		1,257.32		19.92
	Book Overdraft		-		30.53
	Interest Accrued but not due on borrowings		56.92		-
	Advance from Patients		1,241.45		694.24
	Security Deposits		320.01		296.25
	Taxes payable *		286.33		224.14
	Other Payable **		612.31		552.27
	<b>Total</b>		<b>5,323.23</b>		<b>3,633.14</b>

\* Taxes payable includes Withholding Tax, Sales Tax and Works Contract Tax.

\*\* Other payable includes payments due to employees, due on account of capital items, contribution to PF, ESI etc.

Note No.	Particulars	As At 31st March, 2017 Rs. In Lacs		As At 31st March, 2016 Rs. In Lacs	
		11	<b>Long Term Loans and Advances (Non Current)</b>		
	<b>Capital Advances</b> (Unsecured, Considered good)		932.34		398.27
	<b>Security Deposits</b> (Unsecured, Considered good)		673.30		673.96
	<b>Other Loans &amp; Advances</b> (Unsecured, Considered good)				
	TDS Recoverable (Net of Provisions)		585.33		669.21
	MAT Credit Entitlement		903.03		-
	Prepaid Expenses		92.03		2.68
	<b>Total</b>		<b>3,186.03</b>		<b>1,744.12</b>

Note No.	Particulars	As At 31st March, 2017 Rs. In Lacs		As At 31st March, 2016 Rs. In Lacs	
		12	<b>Other Non-Current Assets</b>		
	(Unsecured, Considered good)				
	Fixed Deposit in banks having original maturity and remaining maturity of more than 12 months (Refer Note 15)		28.21		23.46
	<b>Total</b>		<b>28.21</b>		<b>23.46</b>



Note No. 10.1

Rs. in Lacs

**PROPERTY, PLANT AND EQUIPMENT**

Particulars	Land *	Building **	Leasehold Improvement	Computers	Furniture & Fixtures	Office Equipments	Plant and Equipments	Vehicles	Total
<b>GROSS BLOCK</b>									
At April 1, 2015	8,900.00	9,832.67	362.40	581.14	1,010.11	274.75	9,294.23	181.59	30,436.88
Additions	-	37.85	112.85	62.53	59.62	69.32	1,121.37	91.41	1,554.95
Disposals / Discarded during the year	-	-	-	-	-	-	-	(16.34)	(16.34)
Revaluation	658.90	-	-	-	-	-	-	-	658.90
<b>At 31st March, 2016</b>	<b>9,558.90</b>	<b>9,870.52</b>	<b>475.25</b>	<b>643.67</b>	<b>1,069.73</b>	<b>344.07</b>	<b>10,415.60</b>	<b>256.66</b>	<b>32,634.40</b>
Additions	-	465.30	54.17	293.56	228.01	91.48	3,700.83	13.01	4,846.36
Disposals / Discarded during the year	-	-	(110.72)	-	(0.59)	-	-	(46.21)	(157.51)
Adjustment during the year #	-	8.90	-	-	0.72	-	66.62	-	76.24
Revaluation	-	-	-	-	-	-	-	-	-
<b>At 31st March, 2017</b>	<b>9,558.90</b>	<b>10,344.72</b>	<b>418.70</b>	<b>937.23</b>	<b>1,297.87</b>	<b>435.55</b>	<b>14,183.05</b>	<b>223.46</b>	<b>37,399.49</b>
<b>DEPRECIATION</b>									
At April 1, 2015	-	1,152.52	98.79	491.46	520.82	178.90	4,190.57	73.01	6,706.07
Charge for the year	-	165.91	24.58	50.02	140.20	32.73	763.33	29.65	1,206.42
Disposals / Discarded during the year	-	-	-	-	-	-	-	(7.64)	(7.64)
<b>At 31st March, 2016</b>	<b>-</b>	<b>1,318.43</b>	<b>123.37</b>	<b>541.48</b>	<b>661.02</b>	<b>211.63</b>	<b>4,953.90</b>	<b>95.02</b>	<b>7,904.85</b>
Charge for the year	-	177.28	37.51	77.80	159.50	49.44	947.83	26.20	1,475.57
Disposals / Discarded during the year	-	-	(25.80)	-	(0.23)	-	-	(21.06)	(47.09)
<b>At 31st March, 2017</b>	<b>-</b>	<b>1,495.71</b>	<b>135.08</b>	<b>619.28</b>	<b>820.29</b>	<b>261.07</b>	<b>5,901.73</b>	<b>100.16</b>	<b>9,333.33</b>
<b>NET BLOCK</b>									
<b>At 31st March, 2016</b>	<b>9,558.90</b>	<b>8,552.09</b>	<b>351.88</b>	<b>102.19</b>	<b>408.71</b>	<b>132.44</b>	<b>5,461.70</b>	<b>161.64</b>	<b>24,729.54</b>
<b>At 31st March, 2017</b>	<b>9,558.90</b>	<b>8,849.01</b>	<b>283.62</b>	<b>317.95</b>	<b>477.58</b>	<b>174.48</b>	<b>8,281.32</b>	<b>123.30</b>	<b>28,066.16</b>

\* During the previous year, the Company has further revalued its land based on the market price at the date of valuation, as determined by an approved valuer. This has resulted in increase in the book value of property, plant & equipment by Rs. 658.90 Lacs in the previous year, which has been credited to revaluation reserve.

\*\* Includes part of the building given on operating lease whose cost, depreciation for the year and WDV at the end of the year is not segregated.

# comprises of borrowing cost of Rs. 76.24 Lacs. The borrowing cost capitalised during the year ended 31 March, 2017 was Rs. 108.80 Lacs (31 March 2016 : Rs. 3.41 Lacs). The Company capitalised this borrowing cost in the capital work-in-progress (CWIP). The amount of borrowing cost shown as other adjustments in the above note reflects the amount of borrowing cost transferred from CWIP.

Note No. 10.2

**INTANGIBLES ASSETS**

Particulars	Computer Software
<b>GROSS BLOCK</b>	
At April 1, 2015	465.99
Additions	17.00
Disposals / Discarded during the year	-
<b>At 31st March, 2016</b>	<b>482.99</b>
Additions	56.07
Disposals / Discarded during the year	-
<b>At 31st March, 2017</b>	<b>539.06</b>
<b>AMORTIZATION</b>	
At April 1, 2015	256.68
Charge for the year	32.42
Disposals / Discarded during the year	-
<b>At 31st March, 2016</b>	<b>289.10</b>
Charge for the year	40.28
Disposals / Discarded during the year	-
<b>At 31st March, 2017</b>	<b>329.39</b>
<b>NET BLOCK</b>	
<b>At 31st March, 2016</b>	<b>193.89</b>
<b>At 31st March, 2017</b>	<b>209.67</b>





Artemis Medicare Services Limited  
Notes to Financial Statements for the year ended 31st March, 2017

Note No.	Particulars	As At 31st March, 2017 Rs. In Lacs	As At 31st March, 2016 Rs. In Lacs
<b>13</b>	<b>Inventories</b>		
	(Valued at lower of cost and net realisable value)		
	Stock of Pharmacy Drugs & Medical Consumables	577.73	552.02
	Stock in Trade (Pharmacy and Other Items)	21.70	15.65
	Stores & Spares	40.18	34.05
	<b>Total</b>	<b>639.61</b>	<b>601.72</b>

Note No.	Particulars	As At 31st March, 2017 Rs. In Lacs	As At 31st March, 2016 Rs. In Lacs
<b>14</b>	<b>Trade Receivables</b>		
	Outstanding for a period exceeding six months from the date they are due for payment		
	Unsecured, Considered good	1,340.10	955.00
	Doubtful	199.40	68.03
		<u>1,539.50</u>	<u>1,023.03</u>
	Less: Provision for doubtful receivables	(199.40)	(68.03)
	<b>(A)</b>	<b>1,340.10</b>	<b>955.00</b>
	Other Receivables		
	Unsecured, Considered good	4,676.15	4,442.57
	<b>(B)</b>	<b>4,676.15</b>	<b>4,442.57</b>
	<b>Total (A + B)</b>	<b>6,016.25</b>	<b>5,397.57</b>

Trade Receivables Includes :	Non Current		Current	
	31st March, 2017	31st March, 2016	31st March, 2017	31st March, 2016
- Dues from Non Executive Directors	-	-	0.02	-
- Dues from Officers etc.	-	-	0.05	-



**Artemis Medicare Services Limited**  
**Notes to Financial Statements for the year ended 31st March, 2017**

Note No.	Particulars	As At 31st March, 2017 Rs. In Lacs		As At 31st March, 2016 Rs. In Lacs	
		Non-Current	Current	Non-Current	Current
<b>15</b>	<b>Cash &amp; Bank Balances</b>				
	<b>Cash &amp; Cash Equivalents</b>				
	<b>Balance with Banks:</b>				
	In Current Accounts	-	615.30	-	297.54
	In Earmarked Current Account	-	0.27	-	16.28
	<b>Cash on hand</b>	-	87.39	-	50.44
		<u>-</u>	<u>702.96</u>	<u>-</u>	<u>364.26</u>
	<b>Other Bank Balances</b>				
	Fixed Deposit in banks having original maturity of more than 12 months and remaining maturity of less than 12 months *	-	251.26	-	234.08
	Fixed Deposit in banks having original maturity of more than 12 months and remaining maturity of more than 12 months *	28.21	-	23.46	-
	Amount disclosed under Other Non-Current Assets (Refer Note 12)	(28.21)	-	(23.46)	-
		<u>-</u>	<u>251.26</u>	<u>-</u>	<u>234.08</u>
	<b>Total</b>	<u>-</u>	<u>954.22</u>	<u>-</u>	<u>598.34</u>

\* Deposits includes -

- 1 - Given as security of Rs. 26.65 Lacs (Previous Year Rs. 23.39 Lacs) to secure bank guarantee issued to Customers.
- 2 - Rs. 252.82 Lacs (Previous Year Rs. 234.15 Lacs) against Employees Security Deposits.

Note No.	Particulars	As At 31st March, 2017 Rs. In Lacs		As At 31st March, 2016 Rs. In Lacs	
<b>16</b>	<b>Short Term Loans &amp; Advances (Current)</b>				
	<b>Security Deposits</b>		3.76		3.76
	(Unsecured, Considered good)				
	<b>Advance recoverable in cash or kind</b>		89.16		34.22
	(Unsecured, Considered good)				
	<b>Other Loans &amp; Advances</b>				
	(Unsecured, Considered good)				
	Income Tax		466.86		407.90
	Loans & advances to Employees *		158.21		103.92
	Deposit with Service Tax Authorities		43.27		-
	Services Tax Credit (Input) Receivable		9.51		2.84
	VAT Credit (Input) Receivable		25.10		17.95
	Prepaid Expenses		216.50		39.69
	<b>Total</b>		<u>1,012.38</u>		<u>610.28</u>

\* Loans & advances to Employees includes dues from Executive Director, officers etc. (Refer Note 27)  
(As a part of service condition extended to all its eligible employees)



**Artemis Medicare Services Limited**  
**Notes to Financial Statements for the year ended 31st March, 2017**

Note No.	Particulars	As At 31st March, 2017 Rs. In Lacs	As At 31st March, 2016 Rs. In Lacs
<b>17</b>	<b>Other Current Assets</b> (Unsecured, Considered good)		
	Unbilled Revenue	248.37	201.99
	Service Export Incentive Receivable	302.12	208.67
	Interest accrued on fixed deposits	16.31	19.29
	<b>Total</b>	<b>566.80</b>	<b>429.95</b>

Note No.	Particulars	Year Ended 31st March, 2017 Rs. In Lacs	Year Ended 31st March, 2016 Rs. In Lacs
<b>18</b>	<b>Revenue from Operations</b>		
	<b>Sale of Services</b>		
	Revenue from Health Care Services	43,903.78	38,480.76
	<b>Sale of Goods</b>		
	Sale of Pharmacy Drugs & Medical Consumables	974.72	745.59
	Sale of Stock in Trade (Pharmacy)	245.28	457.00
	<b>Other Operating Income</b>		
	Income from Nursing Hostel	31.92	28.66
	Income from Sponsorship, Education & Training	34.13	56.00
	Income from Services Exports from India Scheme (SEIS)	646.27	276.65
	Unclaimed credit balances / provisions no longer required written back	51.36	121.33
	Sale of Scrap	12.09	13.46
	<b>Total</b>	<b>45,899.55</b>	<b>40,179.45</b>

Note No.	Particulars	Year Ended 31st March, 2017 Rs. In Lacs	Year Ended 31st March, 2016 Rs. In Lacs
<b>19</b>	<b>Other Income</b>		
	Interest Income	142.67	271.31
	- From Bank deposits	48.17	113.45
	- From Others	94.50	157.86
	Income from outsource activities (Cafeteria, Parking etc.)	112.06	111.31
	Other Non-Operating Income (net of reimbursements)	137.76	65.13
	Foreign Exchange Gain (Net)	108.77	90.62
	<b>Total</b>	<b>501.26</b>	<b>538.37</b>



**Artemis Medicare Services Limited**  
**Notes to Financial Statements for the year ended 31st March, 2017**

Note No.	Particulars	Year Ended 31st March, 2017 Rs. In Lacs		Year Ended 31st March, 2016 Rs. In Lacs	
<b>20</b>	<b>(Increase) / Decrease In Inventories of Pharmacy Drugs &amp; Medical Consumables</b>				
	Inventories at the beginning of the year	552.02		655.69	
	Inventories at the end of the year	<u>577.73</u>	(25.71)	<u>552.02</u>	103.67
	<b>(Increase) / Decrease In Inventories of Stock In Trade</b>				
	Inventories at the beginning of the year	15.65		18.23	
	Inventories at the end of the year	<u>21.70</u>	(6.05)	<u>15.65</u>	2.58
	<b>Total</b>		<u><u>(31.76)</u></u>		<u><u>106.25</u></u>

Note No.	Particulars	Year Ended 31st March, 2017 Rs. In Lacs		Year Ended 31st March, 2016 Rs. In Lacs	
<b>21</b>	<b>Employee Benefits Expense</b>				
	Salaries, Wages and Bonus	7,390.25		6,572.13	
	Contribution to Provident and Other Funds	263.86		228.59	
	Gratuity Expenses (Refer note 32)	83.41		79.59	
	Employee Welfare Expenses	138.74		143.69	
	<b>Total</b>		<u><u>7,876.26</u></u>		<u><u>7,024.00</u></u>

Note No.	Particulars	Year Ended 31st March, 2017 Rs. In Lacs		Year Ended 31st March, 2016 Rs. In Lacs	
<b>22</b>	<b>Finance Costs</b>				
	Interest Expenses				741.08
	- On Loans	683.93			2.64
	- Others	3.12			-
	Other Borrowing Cost	58.94			
	Bank Charges	192.08			138.51
	<b>Total</b>		<u><u>938.07</u></u>		<u><u>882.23</u></u>

Note No.	Particulars	Year Ended 31st March, 2017 Rs. In Lacs		Year Ended 31st March, 2016 Rs. In Lacs	
<b>23</b>	<b>Depreciation and Amortization Expense</b>				
	Depreciation of Property, Plant and Equipment	1,475.57		1,206.42	
	Amortization of Intangible Assets	40.28		32.42	
	<b>Total</b>		<u><u>1,515.85</u></u>		<u><u>1,238.84</u></u>



**Artemis Medicare Services Limited**  
**Notes to Financial Statements for the year ended 31st March, 2017**

Note No.	Particulars	Year Ended 31st March, 2017 Rs. In Lacs	Year Ended 31st March, 2016 Rs. In Lacs
<b>24</b>	<b>Other Expenses</b>		
	Consumption of stores & spares	235.57	301.12
	Power & Fuel	1,117.78	1,094.80
	Rent	774.73	665.98
	Equipment Hire Charges	125.73	151.72
	Repairs and Maintenance		
	- Machinery	540.16	571.90
	- Buildings	204.00	81.09
	- Others	224.92	111.14
	Rates & Taxes	35.01	163.33
	Legal & Professional Consultation Fees	9,691.16	8,294.86
	Printing & Stationery	354.30	354.89
	Patient Facility Maintenance	759.38	648.46
	Patient Food & Beverages Expenses	638.49	573.01
	Outsource Lab Test Charges	282.29	296.59
	Security Charges	308.11	228.20
	Professional Medical Consultancy	3,818.40	3,184.99
	Provision for Contingencies	238.07	6.15
	Travelling & Conveyance	431.85	471.28
	Advertisement & Business Promotion	318.30	247.71
	Patients Amenities	219.67	466.08
	Communication Expenses	88.81	52.54
	Charity & Donation	51.00	50.00
	Insurance	103.36	81.99
	Guest House Expenses	2.75	2.77
	<u>Auditors Remuneration</u>		
	- Audit Fee	10.01	8.02
	- Tax Audit Fee	2.54	2.29
	- Others Services	0.17	1.94
	Directors Sitting Fees	9.22	10.20
	CSR Expenses	28.26	4.90
	Bad Debts Written Off	17.95	6.32
	Provision for Doubtful Debts (Net)	131.38	18.30
	Loss on Sale / Scrap of Property, Plant and Equipment (Net)	83.23	2.20
	Miscellaneous Expenses	39.80	36.17
	<b>Total</b>	<b>20,886.40</b>	<b>18,190.94</b>



**Note No.**

**1.1 Nature of operations**

Artemis Medicare Services Limited ("The Company") was incorporated on 18th May, 2004. The Company is engaged in the business of managing and operating of multi specialty hospital and commenced its commercial operation by setting up the Artemis Health Institute at Gurgaon on July 16, 2007.

**1.2 Statement of Significant Accounting Policies**

**a) Basis of preparation**

The financial statements of The Company has been prepared in accordance with generally accepted accounting principles in India (Indian GAAP). The company has prepared these financial statements to comply in all material respect, with the notified accounting standards under Section 133 of Companies Act 2013, read together with para 7 of the Companies (Accounts) Rules, 2014. Financial statements have been prepared under the historical cost convention on an accrual basis except in case of assets for which revaluation is carried out. Accounting policies have been consistently applied by the Company and are consistent with those used in the previous year, except 1.2 ( d ) below.

**b) Use of estimate**

The preparation of financial statements in conformity with the generally accepted accounting principles in India requires management to make the judgment, estimates & assumptions that affect the reported amounts of revenue, expenses, assets and liabilities and disclosure of contingent liabilities, at the date of the financial statements and the results of operations during the reporting period. Although these estimates are based upon events to the best knowledge of the management of current actions, actual results could differ from these estimates.

**c) Component Accounting**

The Company identifies and determines separate useful life of each major component of the property, plant and equipment, if they have useful life that is materially different from that of the remaining asset, as per Schedule II of Companies Act, 2013.

**d) Property, Plant and Equipment**

Property, Plant and Equipment are stated at cost (or revalued amounts, as the case may be), less accumulated depreciation and impairment loss, if any. Cost comprises the purchase price and any attributable cost of bringing the property, plant and equipment to its working condition for its intended use. Borrowing costs relating to acquisition of property, plant and equipment which takes substantial period of time to get ready for its intended use are also included to the extent they relate to the period till such property, plant and equipment are ready to be put to use.

The cost of an item of property, plant and equipment is the cash price equivalent at the recognition date. If payment is deferred beyond normal credit terms, the difference between the cash price equivalent and the total payment is recognised as interest over the period of credit, unless such interest is capitalised as per borrowing cost.

**e) Depreciation on Property, Plant and Equipment**

Depreciation on all of the property, plant and equipment is provided using the straight line method at the rates prescribed by Schedule II of the Companies Act, 2013 and / or useful life estimated by management supported by technical valuer's independent assessment. The management believes that depreciation rates currently used fairly reflect its estimates of the useful lives and residual values of property, plant and equipment.

**Depreciation on property, plant and equipment costing less than Rs. 5,000/-**

The company is depreciating property, plant and equipment costing less than Rs. 5,000/- over their useful life same as prescribed by Schedule II to the Companies Act, 2013.

Assets	Useful Life of property, plant and equipment as per Schedule II	Useful Life of property, plant and equipment as per Management supported by Technical Valuer's Estimate
<b>Buildings :</b>		
- with RCC	60 Years	
- Temporary Structure (Porta Cabin)		30 Years
- Tubewell / Borewell	5 Years	
<b>Plant &amp; Machinery :</b>		
- Electric Medical Equipments	13 Years	
- Other Medical Equipments	15 Years	
- Other Plant & Machinery	15 Years	
<b>Office Equipments</b>	5 Years	
<b>Computers &amp; Data Processing Units</b>		
- Desktop & Laptops	3 Years	
- Servers & Network	6 Years	
<b>Vehicles</b>	8 Years	
<b>Furnitures &amp; Fittings</b>	10 Years	
<b>Electrical Installations &amp; Equipments</b>	10 Years	

Leasehold Improvement have been depreciated as per the useful life ascertained or over the primary period of lease, whichever is shorter.



#### f) Intangible Assets

Intangible Assets comprises of software is stated at cost of acquisition and includes all attributable costs of bringing the software to its working condition for its intended use. Cost of Software is amortized over a period of Six years, being the estimated useful life as per the management estimate.

#### g) Borrowing Cost

Borrowing costs directly attributable to the acquisition, construction or production of an property, plant and equipment that necessarily takes a substantial period of time to get ready for its intended use or sale are capitalized as part of the cost of the respective property, plant and equipment. All other borrowing costs are expensed in the period they occur. Borrowing costs consist of interest and other costs that an entity incurs in connection with the borrowing of funds.

#### h) Impairment

The carrying amounts of property, plant and equipment are reviewed at each balance sheet date if there is any indication of impairment based on internal / external factors. An impairment loss is recognized wherever the carrying amount of an property, plant and equipment exceeds its recoverable amount. The recoverable amount is the greater of the property, plant and equipment's net selling price and value in use. In assessing value in use, the estimated future cash flows are discounted to their present value at the weighted average cost of capital.

#### i) Leases

##### Where the Company is the lessee

Leases where the lessor effectively retains substantially all risks and benefits of ownership of the leased item are classified as operating leases. Operating lease payments are recognized as an expense in the Statement of Profit & Loss on a straight-line basis over the lease term.

##### Where the Company is the lessor

Property, plant and equipment subject to operating leases are included in property, plant and equipment. Lease income is recognized in the Statement of Profit & Loss on a straight-line basis over the lease term. Costs, including depreciation are recognized as an expense in the Statement of Profit & Loss. Initial direct costs such as legal costs, brokerage costs, etc. are recognized immediately in the Statement of Profit & Loss.

#### j) Inventories

Inventories of Pharmacy Drugs & Other Items, Medical Consumables and the Stores and Spares are valued at lower of cost and net realizable value. Cost is determined on weighted average basis.

Traded goods are valued at lower of cost and net realisable value. Costs includes cost of purchase and other costs incurred to bring inventories to their present locations and conditions. Cost is determined on weighted average basis.

Net realizable value is the estimated selling price in the ordinary course of business, less estimated costs necessary to make the sale.

#### k) Revenue recognition

Revenue is recognized to the extent that it is probable that economic benefits will flow to Company and the revenue can be reliably measured.

##### Sale of Pharmacy Drugs and Medical Supplies including Traded Goods

Revenue is recognized as and when Pharmacy Drugs, Medical Supplies and Traded goods are sold. Sale is net of sales returns, discounts, sales tax and value added tax.

##### Income from Operations

Income from operations is recognized as and when the services are rendered. The income is stated net of discount and price differences, as per terms of contract.

##### Interest

Interest income is recognised on a time proportion basis taking into account the amount outstanding and the applicable interest rate.

##### Income from Nursing Hostel

Revenue is recognized as per contractual arrangement with nursing staff using the hostel facilities.

##### Income from Lease Rentals & Outsourced Facilities

Revenue is recognized in accordance with the terms of lease agreements entered into with the respective lessees.

##### Income from Service Export from India Scheme (SEIS)

Income from 'Service Export from India Scheme' is recognized on accrual basis as and when eligible services are performed and convertible foreign exchange is received on a net basis.

##### Income from Clinical Research

Income from clinical research is recognised as and when the services are rendered in accordance with the terms of the respective agreements.

##### Income from Sponsorships

Sponsorship income is recognized when the underlying obligations are completed as per contractual terms.

#### l) Foreign currency transactions

##### (i) Initial Recognition

Foreign currency transactions are recorded in the reporting currency, by applying to the foreign currency amount the exchange rate between the reporting currency and the foreign currency at the date of the transaction.



## (II) Conversion

Foreign currency monetary items are reported using the closing rate. Non-monetary items which are carried in terms of historical cost being denominated in a foreign currency are reported using the exchange rate at the date of the transaction and non-monetary items which are carried at fair value or other similar valuation denominated in a foreign currency are reported using the exchange rates that existed when the values were determined.

## (III) Exchange Differences

Exchange differences arising on the settlement of monetary items or on reporting monetary items of company at rates different from those at which they were initially recorded during the current year or reported in previous financial statements, are recognized as income or as expense in the year in which they arise.

## m) Retirement Benefits and Employees Benefits

- (i) Retirement benefits in form of Provident Fund Scheme is a defined contribution scheme and the contribution is charged to the Statement of Profit & Loss for the year when the contributions to the fund are due. There are no other obligations other than the contribution payable to authorities
- (ii) Gratuity liability is defined benefit obligation and is provided for on the basis of actuarial valuation on projected unit credit method made at the end of each financial year.
- (iii) Short term compensated absences are provided for on based on estimates. Long term compensated absences are provided for based on actuarial valuation at the year end. The actuarial valuation is done as per projected unit credit method.
- (iv) Actuarial gains / losses are immediately taken to Statement of Profit & Loss and are not deferred.

## n) Income taxes

Tax expense comprises of current and deferred tax. Current income tax is measured at the amount expected to be paid to the tax authorities in accordance with Income-tax Act, 1961 enacted in India. Deferred income taxes reflects the impact of current year timing differences between taxable income and accounting income for the year and reversal of timing differences of earlier years.

Deferred tax is measured based on tax rates and tax laws enacted or substantively enacted at the balance sheet date. Deferred tax assets and deferred tax liabilities are offset, if a legally enforceable right exists to set off current tax assets against current tax liabilities. Deferred tax assets are recognized only to the extent, that there is reasonable certainty that sufficient future taxable income will be available against which such deferred tax assets can be realized. In situations where the company has unabsorbed depreciation or carry forward tax losses, all deferred tax assets are recognized only if there is virtual certainty supported by convincing evidence that they can be realized against future taxable profits.

At each balance sheet date the Company re-assesses unrecognized deferred tax assets. It recognizes unrecognized deferred tax assets to the extent that it has become reasonably certain or virtually certain, as the case may be that sufficient future taxable income will be available against which such deferred tax assets can be realized.

The carrying amount of deferred tax assets are reviewed at the each balance sheet date. Company writes down carrying amount of a deferred tax asset to the extent that it is no longer reasonably certain or virtually certain, as the case may be, that sufficient future taxable income will be available against which the deferred tax asset can be realized. Any such write down is reversed to extent that it becomes reasonably certain or virtually certain, as the case may be, that sufficient future taxable income will be available.

Minimum Alternate Tax (MAT) paid in accordance with the Indian Income Tax laws, which gives future economic benefits in form of adjustment to future income tax liability, is considered as an asset if there is convincing evidence that the Company will pay normal income tax. Accordingly, MAT will be recognised as an asset in the Balance Sheet in the year when it is probable that future economic benefit associated with it will flow to the Company.

## o) Expenditure on new projects

Expenditure directly relating to construction activity is capitalized. Indirect expenditure incurred during construction period is capitalized as part of the indirect construction cost to the extent to which the expenditure is indirectly related to construction or is incidental thereto. Other indirect expenditure (including borrowing costs) incurred during the construction period which is not related to the construction activity nor is incidental thereto is charged to the Statement of Profit & Loss.

## p) Earnings Per share

Basic earnings per share is being calculated by dividing net profit or loss for the year (including prior period items, if any) attributable to equity shareholders by the weighted average number of equity shares outstanding during the year.

For the purpose of calculating diluted earnings per share, the net profit or loss for the year attributable to equity shareholders and the weighted average number of shares outstanding during the year are adjusted for the effects of all dilutive potential equity shares.

## q) Provisions & Contingencies

A provision is recognized when the company has a present obligation as a result of past event; it is probable that an outflow of resources will be required to settle the obligation, in respect of which a reliable estimate can be made. Provisions are not discounted to its present value and are determined based on best estimate required to settle the obligation at the balance sheet date. These are reviewed at each balance sheet date and adjusted to reflect the current best estimates.

## r) Contingent Liabilities

A contingent liability is a possible obligation that arises from past events whose existence will be confirmed by occurrence or non-occurrence of one or more of uncertain future events beyond the control of company or a present obligation that is not recognized because it is not probable that an outflow of resources will be required to settle the obligation. A contingent liability also arises in the extremely rare cases where there is a liability that cannot be recognized because it cannot be measured reliably its existence in the financial statements. Company does not recognize the contingent liability but disclosed its existence in financial statements.





**s) Cash and Cash Equivalents**

Cash and cash equivalents for the purposes of cash flow statement are comprise of cash at bank and cash in hand and short-term investments with an original maturity of three months or less.

**25 Segmental Reporting**

Business segments

The Company business activity primarily falls within a single business segment i.e. Hospital business.

Geographical segments

As a part of the secondary reporting, revenues and property, plant and equipment attributed to geographic areas based on the location of the customers. In accordance with the Accounting Standard (AS) - 17 on segment reporting, following table presents informations relating to the geographical segment for the year ending 31st March, 2017.

Secondary Segment - Geographical Location of customers

	India		Outside India		Total	
	Current Year (Rs. in lacs)	Previous Year (Rs. in lacs)	Current Year (Rs. in lacs)	Previous Year (Rs. in lacs)	Current Year (Rs. in lacs)	Previous Year (Rs. in lacs)
Revenue by geographical markets	30,376.93	25,025.06	14,746.85	14,658.30	45,123.78	39,683.35
Carrying amount of segment assets	41,687.57	33,085.38	1,332.12	1,378.00	43,019.69	34,463.38

**26 Capital and Other Commitments**

	(Rs. In Lacs)	
	As at 31st March, 2017	As at 31st March, 2016

a) <b>Capital Commitments</b>		
Estimated amount of contracts remaining to be executed on capital account not provided for (Net of Advances)	7,424.15	1,513.20

b) <b>Other Commitments</b>		
i) Expenditure on <u>Corporate Social Responsibility (CSR)</u>		
a) Gross amount required to be spent by the Company during the year ended 31st March, 2017		Rs. 37.05 Lacs
b) Amount spent during the year ended 31st March, 2017 :		

Particulars	Paid ( A )	Yet to be paid ( B )	Total ( A + B )
( i ) Construction / acquisition of any property, plant and equipment	-	-	-
( ii ) On purposes other than ( i ) above	28.26	-	28.26

c) Details of related party transactions :

i) Contribution during the year ended 31st March, 2017 Rs. Nil

ii) Payable as at 31st March, 2017 Rs. Nil

ii) For commitments relating to lease arrangement, please refer Note 28.

iii) The Company does not have any long term commitments or material non-cancellable contractual commitments/contracts, including derivative contracts for which there were any material foreseeable losses.

**27 Related party disclosure**

a) **Name of related parties**

**Parties where control exists irrespective of whether transactions have occurred or not**

Ultimate Parent Company	Artemis Global Life Sciences Limited (w.e.f. 01.04.2016) ( Refer Note No. 27 c )
Holding Company	PTL Enterprises Limited (upto 31.03.2016) Artemis Health Sciences Limited

**Names of other related parties with whom transactions have taken place during the year**

Key Management Personnel	Mr. Onkar S. Kanwar (Chairman & Director) Dr. Devlina Chakravarty (Executive Director) Mr. Sanjiv Kumar Kothari (Chief Financial Officer) Mr. Navneet Goel (Head - Legal & Company Secretary)
--------------------------	--

Relative of Key Management Personnel	Mr. Neeraj Kanwar Mrs. Taru Kanwar Mrs. Shalini Kanwar Chand Mrs. Devarchana Rana
--------------------------------------	--

Enterprises owned or significantly influenced by key management personnel or their relatives	Apollo Tyres Ltd. Apollo International Ltd. Artemis Health Sciences Foundation Artemis Education & Research Foundation Swaranganga Consultants Pvt. Ltd Bespoke Tours & Travels Ltd. Z & A Medical Tourism Pte Ltd.
--	---



b) Transactions during the year

(Rs. In Lacs)

Particulars	Ultimate Parent Company		Holding Company		Key Management Personnel and their relatives		Enterprises owned or significantly influenced by key management personnel or their relatives	
	2017	2016	2017	2016	2017	2016	2017	2016
<b>Loan Repaid</b>								
PTL Enterprises Ltd.	-	1,866.28	-	-	-	-	-	-
<b>Property, plant and equipment Purchased *</b>								
PTL Enterprises Ltd.	-	238.66	-	-	-	-	-	-
<b>Reimbursement of Exp incurred on behalf of the Company *</b>								
Artemis Health Sciences Ltd.	-	-	1.35	0.18	-	-	-	-
Artemis Health Sciences Foundation	-	-	-	-	-	-	0.32	-
Artemis Education & Research Foundation	-	-	-	-	-	-	50.80	49.77
<b>Loans &amp; Advances Given</b>								
Devlina Chakravarty	-	-	-	-	25.00	75.00	-	-
Sanjiv Kumar Kothari	-	-	-	-	25.00	25.00	-	-
<b>Recovery of Loans &amp; Advances</b>								
Devlina Chakravarty	-	-	-	-	10.00	-	-	-
Sanjiv Kumar Kothari	-	-	-	-	7.00	-	-	-
<b>Lease Expenses *</b>								
PTL Enterprises Ltd.	-	27.31	-	-	-	-	-	-
Artemis Global Life Sciences Ltd	42.84	-	-	-	-	-	-	-
Swaranganga Consultants P Ltd	-	-	-	-	-	-	364.75	275.49
Dr. Devlina Chakravarty	-	-	-	-	48.00	-	-	-
<b>Candidature Fees Taken</b>								
PTL Enterprises Ltd.	-	1.00	-	-	-	-	-	-
Artemis Health Sciences Ltd.	-	-	1.00	-	-	-	-	-
<b>Security Deposit Given</b>								
Swaranganga Consultants P Ltd	-	-	-	-	-	-	-	84.00
<b>Candidature Fees Repaid</b>								
PTL Enterprises Ltd.	-	1.00	-	-	-	-	-	-
Artemis Health Sciences Ltd.	-	-	1.00	-	-	-	-	-
<b>Sale of Services</b>								
Total Transactions	-	-	-	-	21.34	17.95	155.01	111.32
<b>Transactions in excess of 10%</b>								
<i>Apollo Tyres Ltd.</i>	-	-	-	-	-	-	142.38	105.77
<i>Onkar S. Kanwar</i>	-	-	-	-	4.96	16.30	-	-
<b>Purchase of services *</b>								
Apollo Tyres Ltd.	-	-	-	-	-	-	6.90	6.87
Devarchana Rana	-	-	-	-	2.56	-	-	-
Bespoke Tours & Travels Ltd.	-	-	-	-	-	-	16.07	48.66
Z & A Medical Tourism Pte Ltd.	-	-	-	-	-	-	33.02	-
<b>Donation Paid</b>								
Artemis Education & Research Foundation	-	-	-	-	-	-	51.00	50.00
<b>Directors' Sitting Fees paid</b>								
Onkar S. Kanwar	-	-	-	-	0.60	0.90	-	-
Neeraj Kanwar	-	-	-	-	0.90	0.90	-	-
Shalini Kanwar Chand	-	-	-	-	1.00	0.50	-	-
<b>Remuneration * paid</b>								
Devlina Chakravarty	-	-	-	-	258.99	263.58	-	-
Sanjiv Kumar Kothari	-	-	-	-	56.00	46.37	-	-
Navneet Goel	-	-	-	-	31.05	24.75	-	-
<b>Corporate Guarantee taken</b>								
Artemis Health Sciences Ltd.	-	-	5,000.00	6,560.00	-	-	-	-
<b>Balance Payable</b>								
Apollo Tyres Ltd.	-	-	-	-	-	-	0.03	-
Apollo International Ltd.	-	-	-	-	-	-	-	4.48
PTL Enterprises Ltd.	-	1.51	-	-	-	-	-	-
<b>Balance Recoverable</b>								
Apollo Tyres Ltd.	-	-	-	-	-	-	-	0.11
Apollo International Ltd.	-	-	-	-	-	-	0.65	-
Artemis Education & Research Foundation	-	-	-	-	-	-	50.80	49.77
<b>Relatives of Director &amp; KMP</b>								
Devlina Chakravarty	-	-	-	-	7.26	-	-	-
Sanjiv Kumar Kothari	-	-	-	-	90.05	75.00	-	-
Swaranganga Consultants P Ltd	-	-	-	-	42.10	25.00	-	-
	-	-	-	-	-	-	84.00	84.00

\* Transactions are reported including taxes.

c) Ultimate Holding Company

The scheme of arrangement under section 391 to 394 of the Companies Act, 1956 read with Section 230 to 232 of the Companies Act, 2013 (the scheme) between the Artemis Global Life Sciences Limited (AGLSL) and PTL Enterprises Limited (PTL) and their respective share holders and the creditors of the two companies for demerger of Medicare and Healthcare Services business undertaking as a going concern into AGLSL, with the appointed date at the opening of business hours on 01st April 2016, has been sanctioned by the Hon'ble High Court of Judicature at Kerala vide its order dated 16th December 2016, and the Hon'ble National Company Law Tribunal, New Delhi vide its order dated 01st March, 2017.

PTL as on 31st March 2016 holds 100% shares of the Company (AHSL) and pursuant to the scheme of arrangement and necessary sanctions as mentioned above, AGLSL as on 01st April 2016 holds 100% shares of the company (AHSL). Shareholding has been changed effective from 01st April, 2016 being the Appointed date fixed for the purpose.



## 28 Operating Leases

### a) Assets taken on lease (Cancellable)

The Company has taken cancellable lease for premises in the nature of buildings, hostels and guest houses etc. under operating lease. All premises taken on operating lease are on cancellable terms after initial lock in period as per each respective lease and thereafter may be renewed by mutual consent on mutually agreed terms.

Total lease payments recognized in the Statement of Profit & Loss for the year is Rs. 774.73 Lacs (previous year Rs. 665.98 Lacs).

Minimum Lease Rentals Payable for lock in period	(Rs. In Lacs)	
	As at 31st March, 2017	As at 31st March, 2016
Not later than one year	6.40	16.42
After one year but not more than five years	2.29	8.40

### b) Assets given on Lease

The Company has leased out some portion of hospital premises as outsourced activities for a period of 1 to 9 years. The returns are fixed as well as based on a certain percentage of net sales of the lessee from the leased premises.

Total lease amount received / receivable in the respect of above leases recognised in the Statement of Profit & Loss for the year are Rs. 112.06 Lacs (Previous year Rs. 111.31 Lacs).

Minimum Lease Rentals Receivable during lock in period	(Rs. In Lacs)	
	As at 31st March, 2017	As at 31st March, 2016
Not later than one year	3.69	3.52
Later than one year but not later than five years	11.12	14.81
Later than five years	-	-

Note: The lease payment recognized in statement of profit & loss under non-cancellable operating lease represent only the fixed component / minimum recoverable of leases as variable component receivable based on net sales from lease premises cannot be determined.

## 29 Earning Per Share (EPS)

Particulars	(Rs. In Lacs)	
	Year Ended 31st March, 2017	Year Ended 31st March, 2016
<b>Net profit after Tax</b>		
Profit / (Loss) attributable to the Equity Shareholders Basic / Weighted Average Number of Equity Shares Outstanding during the year	2,995.20	2,164.39
Earning Per Share (in Rupees)		
- Basic	14.24	10.29
- Diluted	14.24	10.29
Nominal value of Equity Shares	10.00	10.00

30 Details of dues to Micro and Small Enterprises as per MSMED Act, 2006. During the period ended December 31, 2006, Government of India has promulgated an Act namely The Micro, Small and Medium Enterprises Development Act, 2006 which comes into force with effect from October 2, 2006. As per the Act, the Company is required to identify the Micro, Small and Medium suppliers and pay them interest on overdue beyond the specified period irrespective of the terms agreed with the suppliers. The management has confirmed that none of the suppliers have confirmed that they are registered under the provision of the Act.

### Information in terms of Section 22 of the Micro, Small and Medium Enterprises Development Act, 2006

Details of dues to Micro and Small Enterprises as per MSMED Act, 2006	31st March, 2017	31st March, 2016
The principal amount and the interest due thereon remaining unpaid to any supplier at the end of each accounting year	-	-
The amount of interest paid by the buyer in terms of section 16 of the Micro Small and Medium Enterprise Development Act, 2006 along with the amounts of the payment made to the supplier beyond the appointed day during each accounting year	-	-
The amount of interest due and payable for the period of delay in making payment (which have been paid but beyond the appointed day during the year) but without adding the interest specified under Micro Small and Medium Enterprise Development Act, 2006.	-	-
The amount of interest accrued and remaining unpaid at the end of the accounting year; and the amount of further interest remaining due and payable even in the succeeding years, until such date when the interest dues above are actually paid to the small enterprise for the purpose of disallowance as a deductible expenditure under section 23 of the Micro Small and Medium Enterprise Development Act, 2006.	-	-



**31 Supplementary Statutory Information**

**a) Expenditure In Foreign Currency (On accrual basis)**

Particulars	(Rs. In Lacs)	
	For the year ended 31st March, 2017	For the year ended 31st March, 2016
Foreign Travel (including Visa)	16.47	66.17
Consultancy Services	57.15	49.57
Others	361.49	266.31
<b>Total</b>	<b>435.11</b>	<b>382.05</b>

**b) Earnings In Foreign Currency (On accrual basis)**

Particulars	(Rs. In Lacs)	
	For the year ended 31st March, 2017	For the year ended 31st March, 2016
Income towards services rendered (net of reimbursements)	6,329.52	4,794.27
<b>Total</b>	<b>6,329.52</b>	<b>4,794.27</b>

**32 Defined Benefit Plans**

- i) The company has recognized, in statement of Profit & Loss Account for year ended 31st March, 2017 an amount of Rs. 263.86 Lacs (Previous year Rs. 228.59 Lacs) under defined contribution plans.

Expense under defined contribution plans include:	(Rs. In Lacs)	
	31st March, 2017	31st March, 2016
a) Employer's contribution to provident fund	216.41	195.82
b) Employer's contribution to Employee State Insurance Corporation	43.85	29.55
c) Employer's contribution to Labour Welfare Fund	3.60	3.22
	<b>263.86</b>	<b>228.59</b>

The expense is disclosed in the line item - contribution to provident fund and other funds in Note 21

- ii) The Company has a defined benefit gratuity plan. Every employee who has completed five years or more of the service gets a gratuity on retirement / termination at 15 days salary (last drawn salary) for each completed year of service. The Company has also provided for long-term compensated absences.

	Gratuity (unfunded)		Leaves (unfunded)	
	31st March, 2017 (Rs. In Lacs)	31st March, 2016 (Rs. In Lacs)	31st March, 2017 (Rs. In Lacs)	31st March, 2016 (Rs. In Lacs)
<b>(I) Reconciliation of opening and closing balances of obligations:</b>				
a) Obligation at the beginning	161.31	92.57	104.91	75.05
b) Current Service Cost	49.12	38.76	59.81	28.69
c) Interest Cost	12.26	7.13	12.13	5.78
d) Past Service Cost	-	-	54.68	-
e) Actuarial (Gain) / Loss	22.03	33.70	(13.43)	12.33
f) Benefits paid	(12.15)	(10.85)	(24.43)	(16.94)
g) Obligation at the year end	<b>232.57</b>	<b>161.31</b>	<b>193.67</b>	<b>104.91</b>
<b>(II) Change In Plan Assets (Reconciliation of opening and closing balances):</b>				
a) Fair Value of Plan Assets at beginning	-	-	-	-
b) Prior Period Adjustment	-	-	-	-
c) Expected return on Plan Asset	-	-	-	-
d) Contributions	-	-	-	-
e) Benefits paid	-	-	-	-
f) Actuarial Gain / (Loss) on Plan Assets	-	-	-	-
g) Fair Value of Plan Assets at year end	-	-	-	-
<b>(III) Reconciliation of fair value of assets and obligations:</b>				
a) Present value of obligation at year end	232.57	161.31	193.67	104.91
b) Fair Value of Plan Assets at year end	-	-	-	-
c) Asset / Liability recognized in the Balance Sheet	<b>232.57</b>	<b>161.31</b>	<b>193.67</b>	<b>104.91</b>
<b>(IV) Expense recognized during the year</b>				
a) Current Service Cost	49.12	38.76	59.81	28.69
b) Past Service Cost	-	-	54.68	-
c) Interest Cost	12.26	7.13	12.13	5.78
d) Curtailment Cost (Credit)	-	-	-	-
e) Expected return on Plan Assets	-	-	-	-
f) Actuarial (Gain) / Loss	22.03	33.70	(13.43)	12.33
g) Expenses recognized during the year	<b>83.41</b>	<b>79.59</b>	<b>113.18</b>	<b>46.80</b>
<b>(V) Assumptions:</b>				
a) Discount Rate (per annum)	6.70%	7.60%	6.70%	7.60%
b) Expected rate of return on Plan Assets (per annum)	NA	NA	NA	NA
c) Rate of increase in compensation level (per annum)	7.00%	7.00%	7.00%	7.00%

The estimates of future salary increases, considered in actuarial valuation, take into account inflation, seniority, promotion and other relevant factors including supply and demand in the employment market.

The above information is certified by the actuarial valuer.

The discount rate is based on prevailing market yield of Govt. Bonds as at the date of valuation.

Enterprise best estimate of contribution during next year is Rs. 82.34 Lacs for Gratuity & Rs. 58.66 Lacs for Leave Encashment.



	31st March 2015		31st March 2014		31st March 2013	
	Gratuity	Leaves	Gratuity	Leaves	Gratuity	Leaves
<b>Reconciliation of fair value of assets and obligations for the past years</b>						
a) Present value of obligation as at year end	92.57	75.05	46.81	52.01	45.13	44.57
b) Fair Value of Plan Assets as at year end	-	-	-	-	-	-
c) Unfunded (assets) / liability recognized in the balance sheet	92.57	75.05	46.81	52.01	45.13	44.57
d) Experience adjustments on plan liabilities - (loss) / gain	-	-	-	-	-	-
e) Experience adjustments on plan assets - (loss) / gain	-	-	-	-	-	-

**Note:**

Disclosure included are Limited to the extent of disclosure provided by the actuary.

33 Particulars of Unhedged Foreign Currency Exposure as at the Balance Sheet date

(Rs. in Lacs)							
I. Assets	Foreign Currency	31st March, 2017			31st March, 2016		
		Exchange Rate	Amount in Foreign Currency	Amount in Rs.	Exchange Rate	Amount in Foreign Currency	Amount in Rs.
Receivables (trade & others) ( A )	USD	64.10	8.32	533.31	65.92	11.63	766.87
Hedges by derivative contracts ( B )	USD	-	-	-	-	-	-
Unhedged Receivables ( C = A - B )	USD	-	8.32	533.31	-	11.63	766.87

II. Liabilities	Foreign Currency	31st March, 2017			31st March, 2016		
		Exchange Rate	Amount in Foreign Currency	Amount in Rs.	Exchange Rate	Amount in Foreign Currency	Amount in Rs.
Payables (trade & others) (including Deferred payment liability) ( D )	USD	65.60	31.71	2,080.00	66.78	0.33	22.07
	EURO	70.36	0.67	47.14	-	-	-
Hedges by derivative contracts ( E )	USD	-	-	-	-	-	-
	EURO	-	-	-	-	-	-
Unhedged Payables ( F = D - E )	USD	65.60	31.71	2,080.00	66.78	0.33	22.07
	EURO	70.36	0.67	47.14	-	-	-

III. Contingent Liabilities and Commitments	Foreign Currency	31st March, 2017			31st March, 2016		
		Exchange Rate	Amount in Foreign Currency	Amount in Rs.	Exchange Rate	Amount in Foreign Currency	Amount in Rs.
Contingent Liabilities ( G )	USD	-	-	-	66.78	14.46	965.84
	EURO	-	-	-	-	-	-
Commitments ( H )	USD	65.60	0.02	1.11	66.78	1.11	73.93
	EURO	70.36	0.16	10.95	75.78	0.40	30.30
Hedges by derivative contracts ( I )	USD	-	-	-	-	-	-
	EURO	-	-	-	-	-	-
Unhedged Payables ( J = G + H - I )	USD	65.60	0.02	1.11	66.78	15.57	1,039.77
	EURO	70.36	0.16	10.95	75.78	0.40	30.30

Total unhedged FC Exposures ( K = C + F + J )	USD		40.04	2,614.42		27.53	1,828.71
	EURO		0.83	58.09		0.40	30.30

34 CIF Value of imports

Particulars	(Rs. In Lacs)	
	For the year ended 31st March, 2017	For the year ended 31st March, 2016
Medical Consumables	4.61	4.21
Capital Goods	4,804.13	360.35
	4,808.74	364.56



Particulars	(Rs. In Lacs)			
	For the year ended 31st March, 2017		For the year ended 31st March, 2016	
	Percentage	Value	Percentage	Value
Imported	0.04%	4.61	0.04%	4.21
Indigenous	99.96%	12,013.04	99.96%	10,636.17
		12,017.65		10,640.38

Note: Material consumption consists of items of various natures in specification and includes medical consumables and pharmaceuticals drugs etc. Hence it not practicable to furnish item wise details.

Description of Goods	(Rs. In Lacs)			
	Opening Stock	Purchase	Sales	Closing Stock
Pharmacy Items	15.65	175.30	245.28	21.70

### 36 Contingent Liabilities

Particulars	(Rs. In Lacs)	
	31st March, 2017	31st March, 2016

#### A Claims against the company not acknowledged as debts

In respect of compensation demanded by the patient / their relatives, for negligence in treatment and are pending with various consumers disputes redressal forums. The company has been advised by its legal counsel that it is possible, the action may succeed after considering that insurance cover has also been taken by the company and the doctors, the company is of the view that is adequately insured to mitigate the possibility of any loss to that extent. However, the company has made a provision for contingency of Rs. 375.06 Lacs.	750.12	307.95
Service Tax Department issued notice alleging therein that the Company is providing services of infrastructure and administrative support to visiting consultant doctors and thus, is liable to pay service tax on amounts retained from doctors' fees for the financial years 2008-09 to 2013-14. The Company has filed an appeal with Central Excise and Service Tax Appellate Tribunal, which is pending for disposal. Based on legal opinion and management assessment, Company believes that it shall succeed in appeal. However, company has made provision for contingencies of Rs. 1106.49 Lacs.	2,016.25	926.49
Letter of Credit opened with Banks for Purchase of Capital Goods	-	965.84

B Haryana Urban Development Authority (HUDA) had issued enhancement notices towards additional compensation in respect of Company's Land in Sector-51, Gurgaon. With respect to the revision petition filed by the Company against the above demand, Additional Chief Secretary to Government of Haryana, Town & Country Planning and Urban Estates Department, has stayed the above demand in its Order dated 02.02.2016 and directed to form a Committee to go into all the relevant issues / detailed working etc. with respect to enhanced compensation notices issued for land in Sector 51, Gurgaon, which shall submit its report to Chief Administrator, HUDA. Though, aforesaid Committee as constituted met during the year, report of the Committee is pending. As directed, the Company has paid Rs. 5 Crore as deposit, pending final decision of HUDA in the matter.

C The status of the completion of obligation as at the end of licensing years for the EPCG licenses obtained by the company is as under:

Obligation Value	Licensing Year	Export Obligation to be completed till	Export Obligation completed in USD	Export Obligation completed in GBP
230,387,155	2016-17	October 20, 2022	Nil	Nil

37 The Company carries a general provision for contingencies towards various claims against the company including claims raised by demand / show cause notices for indirect taxes received from various authorities, not acknowledged as debts.

Opening Balance as at 01.04.2016	Additional provision made during the year	Incurring / reversed against provision during the year	Closing Balance as at 31.03.2017
1249.63	238.07	0.00	1487.71



**38 Capitalisation of Expenditure :**

During the year, the Company has capitalised the following expenses to the cost of property, plant and equipment / capital work in progress (CWIP). Consequently, expenses disclosed under the respective notes are net of amount capitalised by the Company.

Particulars	As at	As at
	31st March, 2017	31st March, 2016
	(Rs. in lacs)	(Rs. in lacs)
Finance Charges	108.80	3.41
Legal & Professional Consultancy Fees	301.03	6.61
Other Expenses	34.06	-
<b>Total</b>	<b>443.88</b>	<b>10.02</b>

**39** During the year, the Company had specified bank notes or other denomination note as defined in the MCA notification G.S.R. 308 (E) dated March 31, 2017 on the details of Specified Bank Notes (SBN) held and transacted during the period from November 8, 2016 to December, 30 2016, the denomination wise SBNs and other notes as per the notification is given below:

	Specified Bank Notes *	Other denomination notes	(Rs. in lacs) Total
Closing cash in hand as on 08.11.2016	165.47	0.45	165.92
(+) Permitted receipts	7.04	204.32	211.36
(-) Permitted payments	-	(31.81)	(31.81)
(-) Amount deposited in Banks	(172.51)	(129.50)	(302.01)
Closing cash in hand as on 30.12.2016	-	43.46	43.46

\* For the purposes of this clause, the term 'Specified Bank Notes' shall have the same meaning provided in the notification of the Government of India, in the Ministry of Finance, Department of Economic Affairs number S.O. 340 (E), dated the 8th November, 2016.

**40** Previous year figures have been regrouped / reclassified, where necessary, to confirm to this year's classification.

As per our report of even date.

Signature to Note 1 to 40


For S. P. Puri & Co.  
Chartered Accountants  
Firm Registration Number 001152N

For and on behalf of the Board of Directors  
of Artemis Medicare Services Limited

  
(Vidur Puri)  
Partner  
Membership No. 090163



  
Onkar S. Kanwar  
[Chairman & Director]  
[DIN : 00058921]

  
Dr. Devlina Chakravarty  
[Executive Director]  
[DIN : 07107875]

Place : Gurugram  
Dated: May 4, 2017



  
Sanjiv Kumar Kothari  
[Chief Financial Officer]

  
Navneet Goel  
[Company Secretary]